

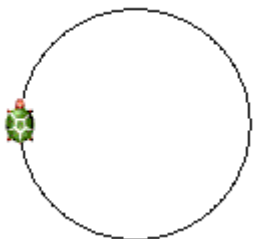
IMAGINE LOGO 6.osztály #2

Színezz, vastagíts, pontozz. A kör és egyparancsos alakzatok.

PUSKA: Színezés: **tsz!** "piros10 | rajzol: **tl** | nem rajzol: **tf** | festés: **tölt** | tollvastagság: **tv! 5** |

Parancsa: **ISM** hányszor [mit]

Rajzoljon a teki jobbra kört!



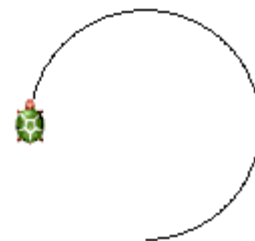
ISM 360 [e 1 j 1]



ISM 90 [e 1 j 1]

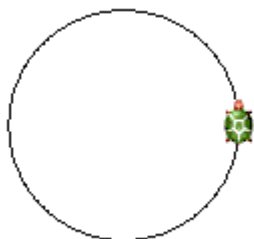


ISM 180 [e 1 j 1]



ISM 270 [e 1 j 1]

Rajzoljon a teki balra kört!




ISM 360 [e 1 b 1]



ISM 90 [e 1 b 1]




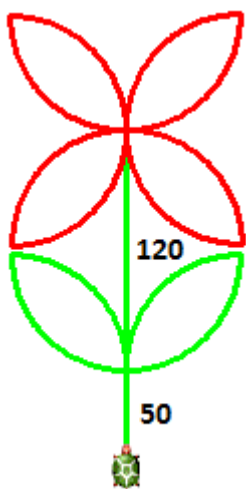


ISM 180 [e 1 b 1]



ISM 270 [e 1 b 1]

Készítsük el a következő rajzokat.



Jövő órán tanítunk!